


I WISH YOU MORE SUPPLIES!

To complete all the activities included in this kit you will need:



- Glue
- Scissors
- White Paint
- String
- Ribbon
- Pipe Cleaners
- Markers or Crayons
- Hole Punch



I WISH YOU MORE UMBRELLA THAN RAIN!

Follow the directions to create your own paper and pipe-cleaner umbrella!

1. Color in the umbrella shape however you like!
2. Cut out the umbrella shape.
3. Fold along the dotted lines. (Hint: each dotted line folds the umbrella in half). Then fold them again in the opposite direction. Once all the creases feel nice and folded, pinch every other fold together. It should look like the top of an umbrella now!
4. Have a grownup help you push the pipe cleaner through the hole in the center of the umbrella. Now your umbrella has a handle.



chronicle books

I WISH YOU MORE
by Amy Krouse Rosenthal and Tom Lichtenheld
CHRONICLEKIDS.COM

I WISH YOU MORE MATCHING GAME

Match the following wishes to their partners. HINT: You may need to read

I Wish You More to figure out the harder ones!

I Wish You More...

Ups than

Give than

We than

Hugs than

Will than

Umbrella than

Stories than

Treasures than

Can than

Bubbles than

Knot

Ughs

Rain

Stars

Pockets


Bath

Me

Take


Downs

Hill



chronicle books


I WISH YOU MORE
by Amy Krouse Rosenthal and Tom Lichtenheld
CHRONICLEKIDS.COM

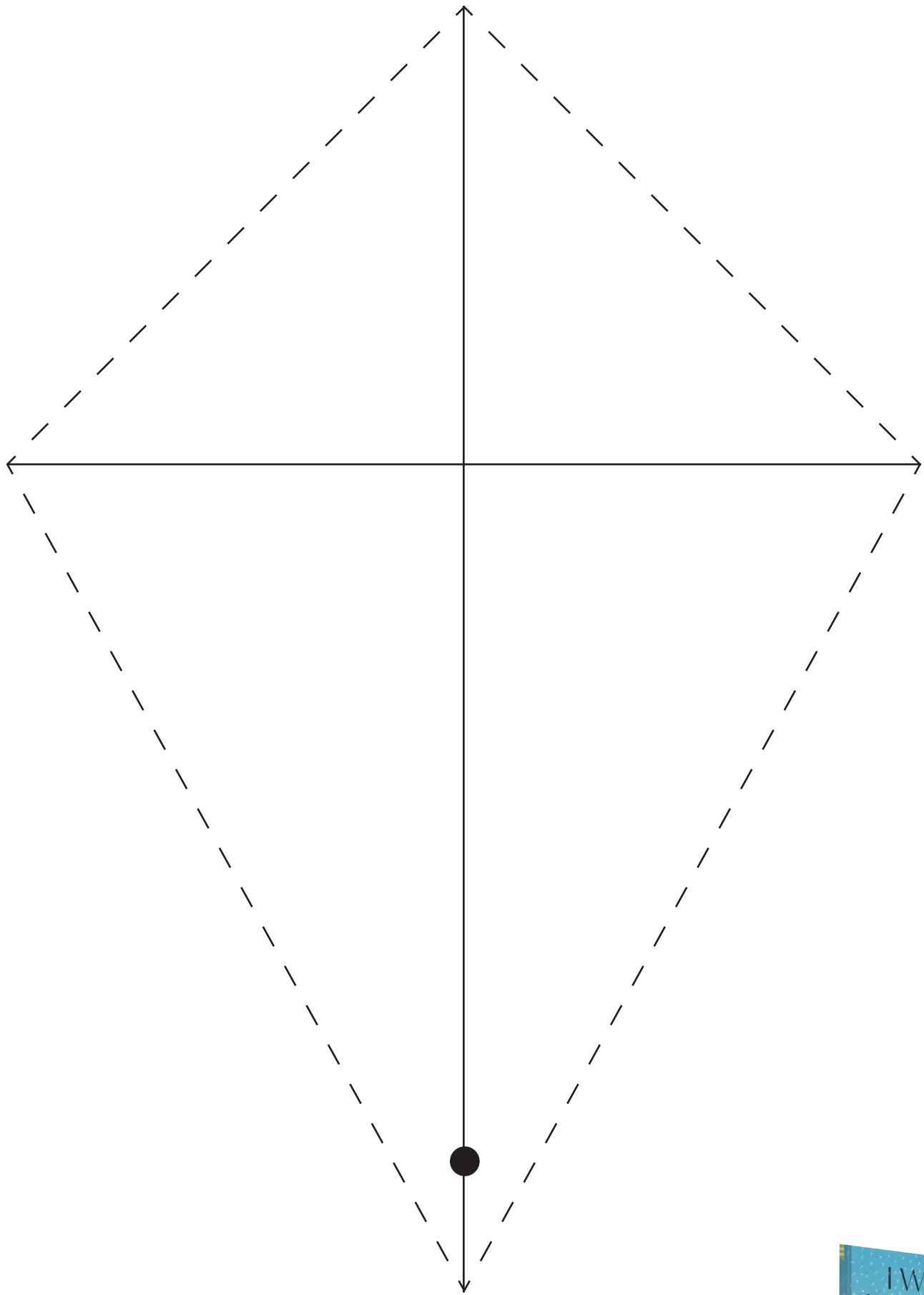


I WISH YOU MORE UPS THAN DOWNS!

Follow the directions to create your own decorative paper kite!

1. Color your kite, with a drawing or with a pattern! Or maybe, just all of your favorite colors. Just be sure to color on the side that does NOT have lines on it.
2. Cut the kite out along the dotted lines.
3. Have a grownup help you punch out a hole in the spot indicated on the kite.
4. Glue pipe cleaners along the lines through the center of the kite, on the opposite side that you colored on.
5. Tie your string through that hole. Make sure to use a long, long piece! There should be extra string on one side, like a tail. The other side should be longer.
6. Tie ribbons in bows along the tail.





chronicle books

I WISH YOU MORE
by Amy Krouse Rosenthal and Tom Lichtenheld
CHRONICLEKIDS.COM

